

# WanderWork:

## A Guide to Working and Traveling Abroad



Australia Edition

# The Benefits of Working and Traveling in Australia as a Canadian



Are you ready for the adventure of a lifetime, but the thought of figuring out the visa process and finding a job abroad is making your head spin?

Do you have questions about where to go, how to get the work visa, how to get a job overseas?

Have you started to book your trip and need some travel suggestions and advice?

In this guide to working abroad in Australia you will find detailed information about jobs, housing, travel, safety and much more!

At GO International we understand what you are going through and we are here to help.

# Table of Contents

## Chapter 1

An Introduction to International Experience Canada (IEC) 05

## Chapter 2

Planning Your Trip to Australia - How to budget, research destinations, and plan your itinerary 09

## Chapter 3

Guide to Applying for the Working Holiday Visa for Australia 25

## Chapter 4

Finding a Job in Australia - Tips on job searching, networking, and preparing your resume for the Australian job market 33

## Chapter 5

Finding Accommodation in Australia 40



# Table of Contents

## Chapter 6

Working and Living in Different Cultures - An overview of cultural differences and how to navigate them 44

## Chapter 7

Staying Safe and Healthy - A guide to staying safe and healthy while traveling abroad 48

## Chapter 8

Returning Home - Tips on re-entry and how to leverage your international experience 54

## Appendix

Useful resources for living and working in Australia 60



# An Introduction to International Experience Canada (IEC)

Are you ready to turn your travels into a life-changing experience? Did you know there's a government program that makes it possible for you to work in over 35 countries while you explore the world? It's true!

As a Recognized Organization (RO) of IEC, GO International has been designated a partner in raising awareness and providing support services to foreign national and Canadian youth. The Government of Canada works with key stakeholders like GO International in Canada and abroad to raise awareness of the program, promote the benefits of international experience, and to equip Canadian youth with information to successfully embark on international work and travel experiences through IEC.

# What is International Experience Canada?

International Experience Canada (IEC) is the Government of Canada's flagship youth mobility program, facilitating work and travel opportunities for thousands of Canadian and foreign youth each year. Although Canadian citizens enjoy passports that provide visa-free access to many countries around the world, most do not allow easy access to labor markets, making it difficult to obtain international work experience without specialized, in-demand skills.

Through the negotiation of youth mobility arrangements, IEC facilitates international work experience opportunities for youth aged 18-35 in partner countries and territories around the world.

Originating in 1951 as a cultural youth exchange initiative following World War II, the program now has more than 30 active youth mobility arrangements with country and territory partners across Europe, East Asia, Oceania, and the Americas.

Its primary objectives include building the global competencies of Canadian and foreign national youth and leveraging youth mobility arrangements as a strategic tool in diplomatic relations to strengthen global relationships.



"Traveling allows you to become so many different versions of yourself."

## How does it work?

IEC has three program streams through which foreign youth may work and travel in Canada:

### Working Holiday

The Working Holiday stream facilitates work and travel through an open work permit that allows foreign youth to work for virtually any employer in any location in Canada.

### International Co-op & Young Professionals

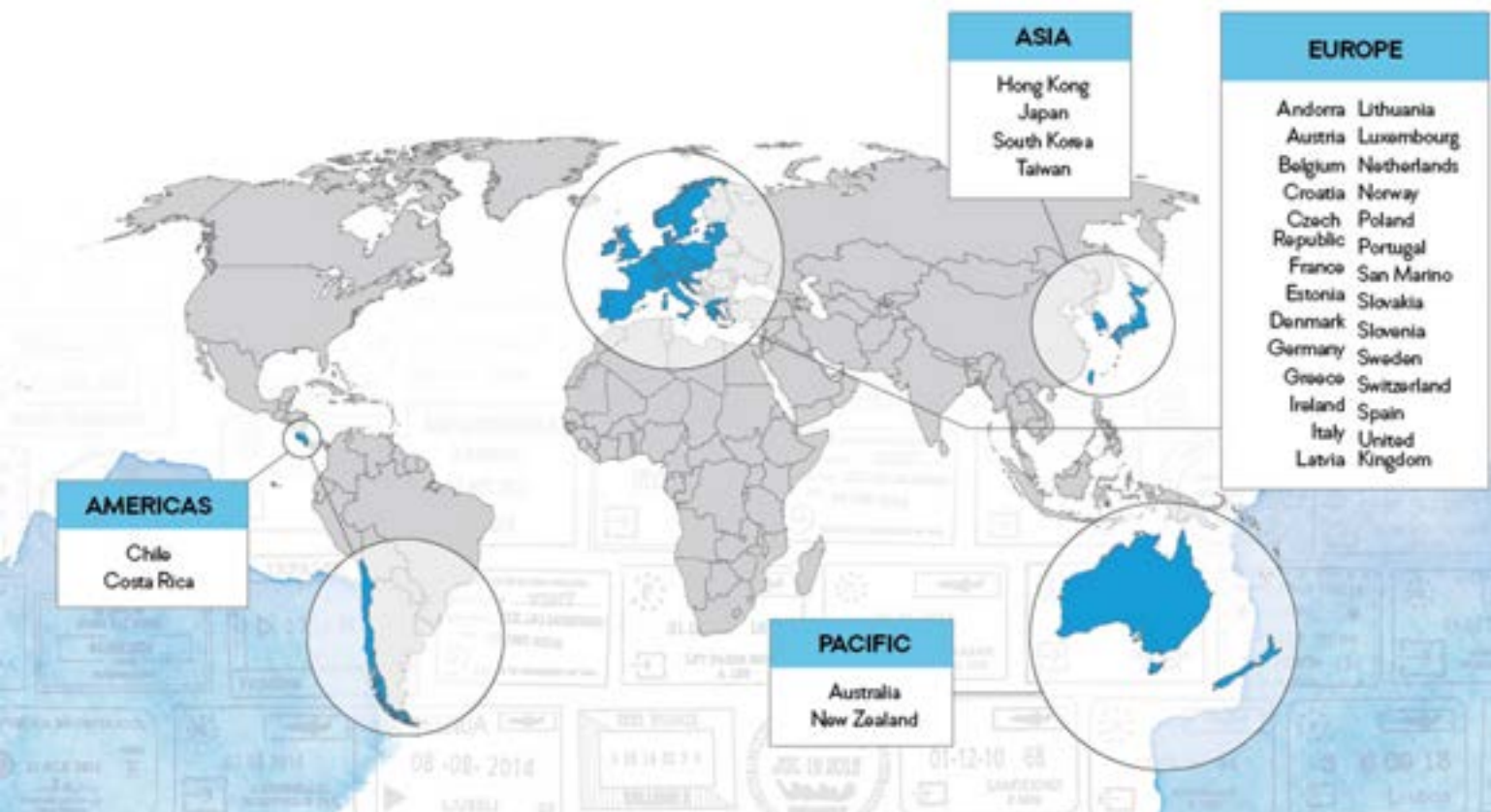
The International Co-op and Young Professionals streams facilitate internships and professional work experience through employer-specific work permits.

Similarly, Canadian youth can access a variety of work-travel program streams in partner countries and territories. Access to specific work permit streams depends on the negotiated arrangement between Canada and each of its partners.



# IEC Partner Countries

The following countries have reciprocal Youth Mobility Agreements (YMA) with Canada. This means, that as a Canadian citizen, you can get a Youth Mobility visa / Working Holiday visa for any of these destinations - always depending on the agreement between Canada and the IEC country.





# Planning Your Trip: How to Budget and Plan Your Itinerary for Australia

## Seize your moment in the sun with your Australian Working Holiday!

If you are already packing your bags, why not travel Down Under?

Australia is the most popular backpacking and working holiday destination out there. This means, you will easily make contact with other international travelers and find friends to go on a road trip or share a flat with.

As an English-speaking country, Australia is easy for most Canadians to navigate.


The Australian economy relies on work and travelers looking for temporary jobs in hospitality, tourism or on their farms. For those seeking a career boost, Australia's travel and hospitality industries are known throughout the world for their excellence in service.

# Requirements for Traveling and Working in Australia as a Canadian

## TO BE ELIGIBLE FOR THE PROGRAM:

- You must be a Canadian citizen residing in Canada
- You have a valid Canadian passport
- You must be between the ages of 18 and 35 (and must not turn 36 before Australia issues you your working holiday visa)
- A clean police record
- Intermediate or better fluency in English
- A bank statement that certifies you have access to at least \$5,000 AUD in available funds
- You must have never previously held an Australian working holiday visa
- Medical insurance for the duration of your entire trip
- Meet health and personal character requirements
- You must not have any dependent children

With the Working Holiday visa, you are eligible to stay in Australia for up to 12 months. During this time, you are allowed to work for one employer at the same location for up to 6 months.



**"The journey of a thousand miles  
begins with a single step"**

# Must-See Travel Sites to Visit on Your Trip

## Sydney



The most populous city in Australia, known for its distinctive harbour front with the Sydney Opera House and continuously voted one of the most livable cities in the world.

A hub full of culture and arts, where you can find a vibrant scene of cafes, bars, plazas, restaurants and museums.

## Melbourne





# SEIZE YOUR MOMENT IN THE SUN WITH YOUR AUSTRALIA WORKING HOLIDAY! - SYDNEY-

## **SYDNEY OPERA HOUSE**

The Sydney Opera House is a multi-venue performing arts centre in Sydney. Located on the banks of Sydney Harbour, it is widely regarded as one of the world's most famous and distinctive buildings and a masterpiece of 20th-century architecture.



## **BONDI BEACH**

The sweeping white-sand crescent of Bondi is one of Australia's most iconic beaches. Reliable waves draw surfers while, nearby, hardy locals swim in the Icebergs ocean pool year-round. Also make sure to check out the hip cafes and pubs of the area, which are very popular with backpackers.



## **SYDNEY HARBOUR BRIDGE**

The Sydney Harbour Bridge is a steel through arch bridge, spanning Sydney Harbour from the central business district to the North Shore. The view of the bridge, the harbour, and the nearby Sydney Opera House is widely regarded as an iconic image of Sydney.





# SEIZE YOUR MOMENT IN THE SUN WITH YOUR AUSTRALIAN WORKING HOLIDAY! - MELBOURNE -

## NATIONAL GALLERY OF VICTORIA

Popularly known as the NGV, the National Gallery of Victoria is an art museum in Melbourne, Australia. Founded in 1861, it is Australia's oldest and most visited art museum. It is free to visit and houses more than 76,000 works of arts from various disciplines and styles.



## BRIGHTON BEACH

One of Melbourne's best-loved beaches. Because it's a Bay beach, the water is rarely rough and the sandy beach invites you to have a nice picnic. Many visitors also come here to see the brightly colored bathing boxes.




## ALBERT PARK LAKE


The park encompasses 2.25 square kilometers of parkland including Albert Park Lake and provides numerous ovals, sporting facilities, the Albert Park Public Golf Course, a 4.7-kilometer walking track around the lake, and the Albert Park Circuit.



# What to pack for your *Carry-on Luggage*



Passport



POE Letter



Health Insurance



Credit or Debit Card



Cash



Emergency Contacts



Travel Pillow



Charger & Adapter



Important Documents



Electronics



Snacks & Water



Change of Clothes



**Check the carry-on rules for your airline!**

# Travel Preparation Checklist



## Travel Preparation

- Renew/Check passport
- Book medical insurance
- Change CAD to local currency
- Check flight status, online check-in, & seat reservation
- Download offline maps
- Print important documents
- Make copies to give to parents or someone you trust
- Get a credit card
- Write down important contact numbers
- Visit doctor (e.g. dentist)
- Apply for an international driving permit
- Check vaccination requirements
- Prepare a general resume
- Check that your cellphone is unlocked
- \_\_\_\_\_

## Home Preparation

- Organize plant & pet care
- Empty the fridge of perishables
- Forward or hold mail
- Give keys to a relative/friend
- Cancel contracts/subscriptions



# Packing Checklist

## Clothing

- Shirts / T-shirts
- Pants / Jeans
- Shorts
- Socks
- Sweater
- Hat
- Underwear & Pajamas
- Bras
- Dress / Skirt
- Pantyhose
- Collar Shirt
- \_\_\_\_\_
- \_\_\_\_\_

## Cold Weather Clothing

- Jacket (Wind breaker)
- Gloves
- Hat
- Scarf
- \_\_\_\_\_
- \_\_\_\_\_

## Optional Clothing

- Belt
- Raincoat
- Umbrella
- Jewelry
- Glasses / Contact lens kit
- Smart interview outfit
- \_\_\_\_\_

## Beach Gear

- Swimsuit
- Sunglasses
- Sunblock
- Beach towel
- \_\_\_\_\_
- \_\_\_\_\_

## Shoes

- Runners / Walking shoes
- Sandals
- Dress shoes / Heels
- Shower shoes
- \_\_\_\_\_

## Electronics

- Cellphone / Charger
- Extra batteries
- Power bank
- Laptop
- Watch
- Headphones
- Travel adapter
- \_\_\_\_\_

## Luggage

- Backpack
- Carry-on bag
- Suitcase
- Safety pins
- \_\_\_\_\_

## Personal Hygiene

- Toiletry bag
- Hair Brush / Comb
- Razor / Electric Shaver
- Toothbrush / Tooth Paste
- Dental floss
- Soap/ Cleansers
- Shampoo/ Conditioner
- Deodorant
- Moisturizer
- Lip Balm
- Quick-dry towel
- Make-up
- Feminine products
- \_\_\_\_\_
- \_\_\_\_\_

## Health & Medications

- Prescription medicine
- Contraception/ Condoms
- Motion sickness pills
- Pain/ Aspirin medication
- Antibiotic ointment
- Laxative/ Diarrhea medicine
- First Aid Kit
- Insect repellent
- Band-aids
- \_\_\_\_\_



# Quick Packing Tips

## 1 Don't overpack!

Pack only as if you'll be gone for 3 weeks and take just your favorites.

## 2 Pack smart

Use packing cubes or the rolling technique so you won't lose any suitcase space.


## 3 Be wise, carry travel size

Bring travel size items like shampoo, sunscreen, etc., and buy bigger packages at your destination.

## 4 Easily access certain items

Pack these items so they are easily accessible in your carry-on:

- Medication
- Change of clothing
- Important documents
- Liquids bag



# Common Mistakes and How to Avoid Them

## 1) Supporting Documents

You don't prepare your supporting documents before starting your application.

## 2) Check Visa Application

You forget to check your visa application for mistakes before submitting it. Even better: Ask someone else to look over it once!

## 3) Expiring Passport

If your passport expires during your stay in Australia, your work permit will only be valid until the expiry date of your passport. Make sure to renew your passport before the application process.

## 4) Age Limit

You forget to apply for your Working Holiday visa before your 36th birthday. It is okay if you turn 36 while being in Australia or before you travel.

## 5) Medical Exam Requirement

You forgot to get a medical exam if you want to work in the medical field and/or with children.

## 6) Grant Letter

You miss out on activating your work permit within 12 months of receiving your Grant Letter. This counts as participation!

## 7) Arrival Documents

You don't take the necessary arrival documents for going to Australia (e.g. bank statement, travel insurance). Refer to the visa guidelines on page 25 when preparing your documents.

## 8) Check the Work Permit

You forget to check your work permit for mistakes before leaving the airport/border. Make sure that everything is correct and that you received the full duration!



## General Tips

### Research your visa options

The first step in preparing to work and travel in Australia is to research your visa options. The most common visa for Canadians is the Working Holiday Maker (WHM) visa, which allows you to work and travel in Australia for up to 12 months. This visa is available to Canadians aged 18-35.

### Get your paperwork in order

Once you have decided on your visa, you will need to gather the necessary paperwork. This typically includes a valid passport, proof of sufficient funds, and a completed visa application. Make sure to have all your documents ready and in order before your departure to avoid any delays.

### Sort out your finances

Make sure you have sufficient funds to cover your expenses while in Australia. This includes your airfare, accommodation, transportation, and daily expenses. It's also a good idea to research different banking options and compare fees and services, so you can choose the one that best suits your needs.

### Prepare for the culture shock

Australia may be a Commonwealth country, but it is still a different culture. Research the country, customs, and social norms to get a better understanding of what to expect. Make sure to pack accordingly, and be open-minded to new experiences.

### Research different insurance options

As a Canadian, you may not be eligible for public health insurance or care in Australia, known as Medicare. It's important that you are required to purchase travel insurance before leaving Canada.

### Create a budget

Create a budget and stick to it. Have a plan for how much you will spend each day, week, or month. This will help you keep your finances in check and make sure you don't overspend.

## General Tips

### Make a list

Make a list of the things you need to do before you leave, such as canceling your bills, changing your address, and so on. This will help you stay organized and ensure that you don't forget anything important.

### Research job opportunities

Research job opportunities in Australia before you leave. This will give you an idea of what types of jobs are available, and you can start applying for jobs even before you leave Canada.

### Pack wisely

Pack only what you need and make sure you have enough space for souvenirs. Make sure to check the weather forecast for your destination and pack accordingly.

### Enjoy your experience

The most important thing is to enjoy your experience. Australia is an amazing country, full of beautiful landscapes and friendly people. Make the most of your time there and create memories that will last a lifetime.

### When to go

The top half of Australia has a wet and dry season. The best time to go is during the dry season, which runs from May to October. The bottom half of Australia has four seasons, with summer being the busiest time for tourism. If you're looking for seasonal work, the best time to go is during the summer months.

## Other key things

### Accommodation



Finding a place to live can be one of the biggest challenges when moving to a new country. Research different options such as short-term rental accommodation, hostels, or long-term rentals. It's also a good idea to look into shared accommodation options to save on costs.

### Transportation



Transportation: Research transportation options in your destination city and consider purchasing a car or bike if you plan on staying in one place for a longer period of time. Make sure to check if you need a special license to drive in Australia.

### Banking



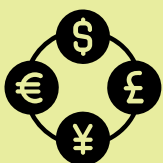
Setting up a bank account in Australia will make it easier for you to manage your finances and get paid. Research different banking options and compare fees and services.

### Health insurance



It's important to have health insurance when working and traveling in Australia. Research different options and consider purchasing travel insurance to cover any medical expenses. GO International sells travel medical insurance at competitive rates.

### Currency



Get familiar with the currency used in Australia and consider getting your money exchanged before you leave Canada or when you arrive in Australia.

## Other key things

### Visa regulations



Make sure you understand the rules and regulations of your visa and ensure you comply with them during your stay in Australia.

### Taxes



Make sure you are aware of your tax obligations in Australia and how to file your taxes. This includes understanding the difference between TFN and SIN and how to register for them.

### Cultural differences



Be aware of the cultural differences between Canada and Australia. Research the customs and social norms of your destination and be prepared to adapt to the new culture.

### Safety



Research the safety situation in your destination city and take necessary precautions to ensure your safety while working and traveling in Australia.

### Networking



Network with other Canadians and connect with local communities and organizations to learn more about the country and find job opportunities.

### Emergency contact information

Make sure to keep emergency contact information, such as the contact information of your embassy and your insurance provider, on hand in case of an emergency.

# Flight Booking Tips

Decide on where and when you want to fly - it's better to be flexible about the dates to find a cheaper rate and/or better connection.

Check flight comparison websites like Expedia, Skyscanner, Kayak, but if possible book directly through an reliable airline (e.g. Air Canada).

Sign up for price alerts by using flight search tools such as Google Flights, Kayak, Hopper, and Skyscanner.

You'll definitely want at least a 1.5 to 2-hour window for layovers. Make sure to have sufficient time to make your connection.

Decide if you want to book a one-way or return ticket. You will need to prove extra funds if you only book a one-way ticket. If it's a return ticket, make sure you can reschedule the return date.



# Arrival in Australia - Two Essential Tips

Once you arrive in Australia, there are two essential things to do:

## 1 Tax File Number (TFN)

You'll need a TFN to work in Australia, and you can only apply for it once you're in the country. The application process is simple and can be completed online. However, it may take up to 28 days to receive your TFN and since you cannot work until you have it you need to apply for it on day one!

## 2 Bank Account

It's essential to open a bank account to receive your salary and manage your finances. You'll need your passport, visa, and address details to open a bank account in Australia.







# Visa Applications for Canadians: A Detailed Guide on How to Apply for Different Types of Visas

## Everything You Need to Know About Australian Working Holiday Visas

Are you planning to work and travel in Australia? Then, it's essential to know everything about the Australian Working Holiday visa.

The process of getting a visa, finding a job, and settling down in a new country can be a bit challenging, but it can be made simpler if you know what to do. In this article, we'll go through everything you need to do before and after arriving in Australia to start your working holiday.

# Steps to Apply for a Working Holiday Visa (Subclass 417) for Canadians

For individuals that are planning to find paid work in Australia, you will need to acquire a Working Holiday Visa. Carefully read the information below and follow the steps of how to apply.

## WHAT DOES THIS VISA LET ME DO?

If you are granted this visa, you can:

- Enter Australia within 12 months of grant.
- Stay up to 12 months.
- Extend your visa two times (conditions apply).
- Study for up to 4 months.
- Work in Australia for up to 6 months with each employer (find exemptions [here](#)).
- Leave and re-enter Australia any number of times while the visa is valid.

## REQUIREMENTS

All applicants must:

- Have a passport valid for at least 1 year from application. If your passport will expire during the time, you may be in Australia, you must renew your passport first.
- Be aged between 18 years and 35 years inclusive (at the time of your application).
- Be outside Australia when you apply and when your visa is granted.
- Not have previously entered Australia on a Work and Holiday (417) visa.
- Be a Canadian citizen with a valid Canadian passport. Your passport should be valid for the entire period of your intended stay in Australia.
- Have no dependent children.
- Not be applying more than 12 months prior to intended travel to Australia.
- Have sufficient funds if applying from outside Australia:
  - \$5,000 AUD (recommended to have a bit more just in case of a fluctuating dollar)
  - You should also have a return or onward ticket or the funds for a fare to depart Australia.
  - You may need to provide evidence – to do so you should obtain a certified copy of a bank statement to prove that you have sufficient available funds and if applicable an air ticket out of Australia.

\*Prove your funds with a stamped and signed bank statement from your Canadian bank. The bank account has to be under your own name. You have to be able to access the money upon arrival in Australia and the bank statement cannot be older than 10 days.

# Steps to Apply for a Working Holiday Visa (Subclass 417) for Canadians

- Meet character requirements.
- Meet health requirements: All applicants are required to meet the health criteria. Depending on your circumstances, you may need to undertake a medical examination, which may include a chest x-ray, HIV, Hepatitis B and/or Hepatitis C test. All required health examinations must be completed before a decision can be made on your visa application. If you need a medical examination, the cost is not included in the visa application charge you pay when you lodge your application.
  - \*In most cases, you do not need to obtain any medical examinations. Only if asked after completing your application online.
- Have health insurance: You can obtain health insurance through GO International\*\* or a local travel or health insurance provider.
  - In rare cases, you may be subject to an interview with the VISA department; however, this is not typical. The department will contact you if you are required to attend an interview.
  - You may be requested to bring your passport and other supporting documentation to the interview. The department will provide further details if you are to have an interview.



# Steps to Apply for a Working Holiday Visa (Subclass 417) for Canadians

## FIRST WORKING HOLIDAY VISA

Applicants must be outside of Australia when they apply and when the visa is granted.

ONLINE APPLICATION: Applying for your First Working Holiday visa application can be lodged from anywhere outside Australia. Applying for your Working Holiday visa online will have a faster processing time.

## SECOND WORKING HOLIDAY VISA

To apply for a Second Working Holiday visa, you must have completed 3 months of specified subclass 417 work on your First Working Holiday visa.

Applicable work includes:

- Tourism and hospitality in northern or remote and very remote Australia, from 22 June 2021
- Plant and animal cultivation in regional Australia
- Fishing and pearling in regional Australia
- Tree farming and felling in regional Australia
- Mining in regional Australia
- Construction in regional Australia
- Bushfire recovery work in declared bushfire-affected areas only, after 31 July 2019
- Flood recovery work in declared flood recovery areas only, undertaken on or after 1 January 2022, for applications lodged on or after 1 July 2022
- Critical COVID-19 work in the healthcare and medical sectors anywhere in Australia, after 31 January 2020




You can find more information [here](#).

# Steps to Apply for a Working Holiday Visa (Subclass 417) for Canadians

## SECOND WORKING HOLIDAY VISA

If you are planning to extend your stay and apply for a Second Working Holiday, make sure to keep a record of all your work hours. This includes pay slips, bank statements covering the period of declared specified work, and Payment summaries (PAYG), which is a summary of all pay slips during the financial year. Your employer will also need to fill out an Employment Verification Form.

The table below outlines how long you can stay in Australia if you are granted a Second Working Holiday visa, depending on your circumstances at the time of application.

You applied when...	
...you were in Australia and held a First Working Holiday visa.	 <p>You can remain in Australia for 24 months from the date you first entered Australia on your first Working Holiday visa.</p>
...you were in Australia but did not hold a First Working Holiday visa.	 <p>You can remain in Australia for 12 months from the date your Second Working Holiday visa is granted.</p>
...you were outside Australia.	 <p>You can:</p> <ul style="list-style-type: none"> <li>• Travel to Australia at any time in the 12 months from the date your Second Working Holiday visa is granted (this cannot be extended or deferred).</li> <li>• Stay in Australia for 12 months from the date you first enter the country on your Second Working Holiday visa</li> </ul>

# Steps to Apply for a Working Holiday Visa (Subclass 417) for Canadians

## THIRD WORKING HOLIDAY VISA

The Australian government has introduced a Third Working Holiday Visa to all people, who have held or currently hold a Second Working Holiday visa. You must have completed 6 months of specified subclass 417 work while holding your second 417 visa or a bridging visa in certain circumstances. You can find more information [here](#).

### How much will this visa cost?

Working Holiday visa (subclass 417): AUD \$510

### Method of Payment

Pay online via the website: Payments using credit cards will be processed in Australian Dollars (AUD) only (MasterCard, Visa, AMEX, Diners, and JCB).

\*If paying by credit card in Australian Dollars you may incur banking and currency conversion fees and you accept the risk associated with any currency fluctuations.

Note: If paying by money order or international bank draft, payment must be in Canadian dollars.

However, you can also opt to make payments in Canadian Dollars (CAD) using Visa or MasterCard only.

### Processing time

The following information is the service standards for processing Working Holiday visa applications:

- 25% of applications: Less than 1 day
- 50% of applications: Less than 1 day
- 75% of applications: 4 days
- 90% of applications: 20 days

Processing times will be longer if additional information is required such as medical requirements. To enquire about your individual application, please contact the department.

# Steps to Apply for a Working Holiday Visa (Subclass 417) for Canadians

## Information to help prepare your application

More information is available on certifying and translating documents, communicating with the department, using a migration agent, authorizing another person to receive information from the department, and receiving assistance with your application.

See: [Information to Help Prepare Your Application](#)

**YOU MUST NOT MAKE ARRANGEMENTS TO TRAVEL TO AUSTRALIA UNTIL YOU ARE ADVISED THAT YOUR VISA HAS BEEN GRANTED.**

Your visa is linked to the passport number you used in your application, and you must use the same passport to travel to Australia.

If you do obtain a new passport, you must advise the department of the new passport details before you travel to Australia. Otherwise, you may experience significant delays at the airport and could be denied permission to board your plane.

When advising about the new passport information, please provide the reason why you obtained a new passport and a scanned copy of the new passport's photograph page. If this is not possible, or you are uncertain about which pages to scan, you will need to provide the following information as it is shown in your new passport:

- Name
- Date of birth
- Passport number
- Issue date of the new passport
- The expiry date of the new passport
- Country of issue
- Issuing authority or place

## Applying

- You can apply for a first or second Working Holiday visa online.
- Please note, when intending to work during your time in Australia, as part of the application, you will be requested to include the industry you intend to seek employment in. You don't have to work in this field when you come to Australia.

# Steps to Apply for a Working Holiday Visa (Subclass 417) for Canadians

## Create an online ImmiAccount at:

<https://online.immi.gov.au/lusc/login>

You can also log into your account and continue a saved application.

## Contact

The responsible Australian Visa Office for CANADA is the following:

Street Address	Suite 710 50 O'Connor Street Ottawa Ontario K1P 6L2 Canada
Telephone	1888 990 8888 (North America & Caribbean only - toll-free)
Fax	1 613236 0026 (DIAC)
Email Contact	<ul style="list-style-type: none"><li>• If you you have general inquiries about the Work and Holiday visa. Please see: <a href="https://immi.homeaffairs.gov.au/help-support/contact-us">https://immi.homeaffairs.gov.au/help-support/contact-us</a></li><li>• If you have already sent your application to the Australian High Commission in Ottawa Email: <a href="mailto:immigration.ottawa@dfat.gov.au">immigration.ottawa@dfat.gov.au</a></li><li>• Australian High Commission Website: <a href="http://www.canada.embassy.gov.au/">www.canada.embassy.gov.au/</a></li></ul>
Client Counter Hours	Monday - Friday / 10:00 - 12:00
Client Telephone Hours	Monday - Friday / 10:00 - 12:00



WanderWork

Chapter 4

# Finding a Job Abroad: Tips On Job Searching, Networking, and Preparing Your Resume For an International Job Market



## General Tips



- Choose the city where you want to live and work in Australia, and identify the job platforms and job market that works better in that area to start your job research.
- Make a list of career options to decide the job field that you want to work in (e.g. hospitality), do research on the current demand, and check the qualifications for Australia.
- Evaluate the possibilities for a foreign transfer (if you are working in an international company).
- Make sure you adapt or localize your resume to Australia, extend your research to determine unique selling points in the field you want to work in.
- Use your network and meet new people in your field to create and learn about new opportunities.
- Use international job boards to extend your research and have more options when seeking for a job.

## General Tips



- Write down the top 10 employers to narrow the options in your field and to get a clear idea of your goals in the job search.
- Build the right and specific mindset, goals, and priorities, and challenge yourself to succeed in your job search.
- Take a trip to Australia (if possible) to apply while you are there as a tourist, and start networking during your vacation.
- Build your language skills if you are not a native English speaker and consider taking a language course before traveling.
- Tap into all types of job search (e.g. job boards, recruiters, network, cold calling/applying, networking/referrals, job fairs, company websites, LinkedIn, interning/volunteering).

# A Guide to Finding Work in Australia

Australia is a popular destination for Canadians looking to work and travel. With its warm weather, beautiful landscapes, and laid-back lifestyle, Australia offers plenty of adventure and personal growth opportunities. However, finding work can be a challenge, especially if you're new to the country. In this chapter, we'll provide some tips on how to find a job in Australia.

## Finding a Job

One of the most obvious ways to find a job in Australia is to go into places and hand out your resume. You can also ask people if there are any job openings. Another popular option is [Gumtree](#), a website that Australians love to use for finding accommodation, jobs, and items for sale. However, be careful when using Gumtree as some ads may not be legitimate.

You can also use job recruitment agencies, which are free and get paid for finding you a job. They will want to find you a job since they get money for it. [Backpacker Job Board](#) is another website that offers plenty of job opportunities, especially for those looking to work in a bar or restaurant. However, to work in a bar or restaurant, you need an [RSA \(Responsible Service of Alcohol\) certificate](#). You can fill out the certificate online, but each state has a different RSA, so make sure you get the right one.

[Wwoofing and volunteering on farms](#) are other options for finding work. You can work on a farm and get free accommodation and food, which can be a great way to save money. Keep in mind that in Australia, you can only work in one place for six months, so you'll need to find a new job after that time. If you plan to stay for a year, you may need to find two jobs.



# A Guide to Finding Work in Australia

## Resources for job hunting

The following are the best job boards and resources you as a Canadian should access to find a job in Australia when you get there or before you leave Canada

- [Seek](#): One of Australia's largest job search websites, featuring a wide range of job listings across various industries.
- [Indeed](#): A global job search website with a large selection of job listings in Australia.
- [LinkedIn](#): A professional networking website that allows users to connect with potential employers and view job listings.
- [Gumtree](#): An online classifieds website that features job listings as well as accommodation and transportation options.
- [Australian Government's Jobactive website](#): A government-funded job search website that lists jobs that are eligible for government incentives.
- [Canadian Chamber of Commerce in Australia](#): A networking organization that helps Canadians find employment opportunities and connect with other Canadians in Australia.
- [Canadian Expat Groups in Australia](#): Many cities in Australia have Canadian expat groups that provide networking opportunities and job search assistance.
- [Working holiday jobs](#): A website that specializes in listing job opportunities for working holiday visa holders in Australia.
- [Contacting Canadian companies with operations in Australia](#): Networking with Canadian companies that have operations in Australia can help you find job opportunities before arriving in the country.



# A Guide to Finding Work in Australia

## Tax File Number

Before you can start your job you will need to apply for a Tax File Number and a SIN.

- Registering for a Tax File Number (TFN): This is a unique number that is required to work and pay taxes in Australia. It can be applied for online or in person at the Australian Taxation Office (ATO). You will need to provide proof of identity, such as a passport or birth certificate, and proof of your address in Australia.
- You should apply for the TFN as soon as you arrive in Australia. It's important to have this number before starting work so that you can get paid and avoid any legal issues.
- It's important to keep in mind that the process for obtaining a TFN can take some time, so it's best to apply as soon as possible. Once you have this number, you will be able to legally work and get paid in Australia.



# A Guide to Finding Work in Australia

## Banking in Australia

When researching banking options for Canadians who are going to Australia for work and travel, there are several options to consider. Here are a few options that may be suitable for Canadians in this situation:

- Commonwealth Bank of Australia: This bank offers a range of banking services for travelers, including a travel money card and international transaction fees waived on certain accounts. They also have a specific package for working holiday makers which allows them to open an account and get a debit card with no monthly fee.
- ANZ Bank: This bank also has a range of banking services for travelers, including a travel card and international transaction fees waived on certain accounts. They also have a specific package for working holiday makers which allows them to open an account and get a debit card with no monthly fee.
- Westpac Bank: This bank offers a range of banking services for travelers, including a travel card and international transaction fees waived on certain accounts. They also have a specific package for working holiday makers which allows them to open an account and get a debit card with no monthly fee.
- NAB bank: This bank offers a range of banking services for travelers, including a travel card and international transaction fees waived on certain accounts. They also have a specific package for working holiday makers which allows them to open an account and get a debit card with no monthly fee.
- Bank of Montreal (BMO) or Royal Bank of Canada (RBC): These Canadian banks have branches or partnerships in Australia, which may make it easier for Canadians to bank with them while abroad. However, it's important to check if they have any fees for international transactions.

It's important to compare fees and services when researching banking options and choose the one that best suits your needs. It's also a good idea to speak with a representative of the bank to clarify any questions you may have.



# Finding Accommodation in Australia

Finding accommodation can be one of the most challenging aspects of planning a work and travel experience in Australia. Here's a detailed guide to help you find a place to stay while on an IEC work permit.

When looking for accommodation in Australia, it's best to book a hostel for the first few days before you arrive in the country.

You should book in advance as places sell out in Australia. This will give you a place to stay and ensure that you feel safe. After you've found a job, you can consider more long-term accommodation options.



## General Tips

### \* Research your options

The first step in finding accommodation is to research your options. There are a variety of options available, including hostels, hotels, motels, and short-term rentals. Make sure to research the pros and cons of each option to determine which one is best for your needs and budget.

### \* Use online platforms

There are many online platforms that can help you find an accommodation, such as Airbnb, Booking.com, and Hostelworld. These platforms allow you to search for properties by location, price, and amenities, making it easy to find a place that meets your needs.

### \* Join Facebook groups

Joining Facebook groups related to work and travel in Australia can be a great way to find an accommodation. Many of these groups are dedicated to helping people find places to stay, and you can often find listings for affordable accommodation.

### \* Look for accommodation close to work

If you have secured a job before arriving in Australia, it would be best to look for accommodation close to your workplace. This will save you time and money on transportation and make it easier to get to and from work.

### \* Consider shared accommodation

Shared accommodation, such as house-sharing or flat-sharing, can be a great option for those on a budget. Not only is it often more affordable than other options, but it can also be a great way to meet new people and make friends.

### \* Use other resources

There are a number of other resources you can use to find accommodation in Australia. Websites such as Gumtree and Craigslist are popular platforms for finding short-term rentals, and you can also check out local newspapers and classified ads for accommodation listings. Flatmates.com is a popular website for finding flatmates. Additionally, you can reach out to local real estate agents and property management companies for assistance in finding a place to stay.

### \* Be prepared to move around

Accommodation in Australia can be competitive, especially in popular tourist destinations, so you may have to move around a bit before finding a place that suits your needs. Be prepared to be flexible and open to different types of accommodation, and don't be discouraged if you don't find something right away.

## General Tips

### \* Consider staying in a backpackers hostel or a budget hotel

Backpackers hostels and budget hotels are a great option for travelers on a budget. They are often cheaper than other accommodation options and can be a great way to meet other travelers. Living in a hostel full-time can be an affordable option, especially if you work in the hostel and can get discounts.

### \* Check with your employer

Some companies may offer housing or housing assistance to their employees. If you have secured a job before arriving in Australia, check with your employer to see if they have any accommodation options available.

### \* Be prepared to pay deposit and rent in advance

Accommodation in Australia can be competitive, especially in popular tourist destinations, so you may have to move around a bit before finding a place that suits your needs. Be prepared to be flexible and open to different types of accommodation, and don't be discouraged if you don't find something right away.



# Popular Hostel Companies in Australia

- **YHA Australia**

YHA Australia operates over 80 hostels across the country, providing affordable accommodation for travelers of all ages.

- **Nomads**

Nomads has a chain of hostels across Australia, providing affordable and fun accommodation for backpackers.

- **Base Backpackers**

Base Backpackers has a number of hostels across Australia, providing modern facilities and a party atmosphere for backpackers.

- **Bounce Hostel**

Bounce Hostel has two locations in Sydney and Melbourne, offering comfortable accommodations and social events for travelers.

- **Backpackers World Travel**

Backpackers World Travel offers a range of tours and activities for backpackers, as well as hostel accommodation in popular destinations across Australia.

- **Wake Up! Hostel**

Wake Up! Hostel is a popular hostel in Sydney, offering modern facilities and a social atmosphere for travelers.

- **Base Magnetic Island**

Base Magnetic Island is located on a beautiful island off the coast of Queensland, offering affordable accommodation and a tropical paradise for travelers.

- **Mad Monkey Hostels**

Mad Monkey Hostels has a chain of hostels across Australia, providing affordable accommodation and a fun social atmosphere for backpackers.

- **Hostelworld**

Hostelworld is a global booking platform for hostels, with a wide range of options across Australia.

# Working And Living in Different Cultures - An Overview of Cultural Differences and How to Navigate Them

Cultural differences can be both fascinating and challenging, especially when traveling to a new country for work or travel. As a Canadian visiting Australia, you may encounter various cultural differences that can affect your social interactions, communication style, and work etiquette. Understanding these differences and how to navigate them can help you avoid misunderstandings, adapt more easily to your new environment, and enhance your overall experience in Australia.

## General Tips

Research and learn more about the country, culture, and the people before deciding on your Working Holiday destination.

Get in touch with locals (e.g. join groups, clubs, events) and maintain good communication with new friends.

Learn the language and try to be more relaxed and informal in your conversations with Australians.

Visit art exhibits, museums, join walking tours, read literature and watch documentaries to find out more about Australia.

Learn non-verbal communication/body language. Australians often use humor and sarcasm in their conversations.

Join important holiday celebrations. Australians enjoy socializing with people from different backgrounds.

Talk with someone who has traveled to Australia before and learn from previous experiences.

Try the local cuisine and be open to trying new foods and drinks and explore the variety of tastes offered.

Embrace the other culture while immersing yourself fully. Social interactions in Australia may be more informal than in Canada.

Learn about culture shock and how to deal with it (5 stages of culture shock).

Be respectful, have empathy, be open-minded and curious. Be aware that Australians value personal freedom.

Be respectful when sharing your own culture/heritage. Australians are known for their laid-back and casual attitude toward life.

# Cultural Differences to Consider and Tips on How to Navigate Them



## Communication Style

Australians have a more informal communication style than Canadians. Australians are known for their laid-back and friendly approach to communication. They often use humor, sarcasm, and colloquialisms in their conversations, which can be challenging to understand for those unfamiliar with the language. In contrast, Canadians tend to have a more polite and reserved communication style. They are more likely to avoid confrontation and express themselves diplomatically. To navigate this difference, it's essential to be aware of your communication style and adjust accordingly. Try to be more relaxed and informal in your conversations with Australians, and don't be afraid to ask for clarification if you don't understand something. At the same time, be aware that Canadians may come across as overly polite or formal to Australians, which can be perceived as insincere or distant.

## Work Culture

The work culture in Australia may be different from what you're used to in Canada. Australians have a more laid-back approach to work, and they value work-life balance. They are known for their "no worries" attitude and dislike being stressed or rushed. This can be a stark contrast to the more fast-paced, results-oriented work culture in Canada. To navigate this difference, try to adopt a more relaxed approach to work and avoid putting too much pressure on yourself or others. Respect the work hours, and don't expect to work overtime unless necessary. At the same time, be aware that Australians may perceive Canadians as too focused on work and lacking in the ability to relax and enjoy life outside of work.



# Cultural Differences to Consider and Tips on How to Navigate Them

## Social Interactions



Social interactions in Australia may be more informal and less structured than in Canada. Australians value personal relationships, and they often build friendships through social activities such as barbecues, outdoor activities, or going to the pub. Australians are generally open and friendly, and they enjoy socializing with people from different backgrounds. This can be different from the more reserved and structured social interactions in Canada. To navigate this difference, try to be more open and friendly with Australians, and accept invitations to social activities. Don't be afraid to initiate conversations with people and show interest in their culture and way of life. At the same time, be aware that Canadians may come across as more reserved or distant, which can be perceived as unfriendly or unapproachable.

## Food and Drink

Australian cuisine and drink may be different from what you're used to in Canada. Australians love their coffee and are known for their flat whites and long blacks. They also enjoy a wide variety of alcoholic beverages, including beer, wine, and spirits. Australian cuisine is influenced by its British and European heritage and includes dishes such as meat pies, fish and chips, and Vegemite on toast. This can be different from the more multicultural cuisine in Canada. To navigate this difference, be open to trying new foods and drinks and explore the local cuisine. Don't be afraid to ask for recommendations or advice on where to find the best coffee or beer. At the same time, be aware that Canadians may have different dietary preferences or restrictions, and it's important to communicate this to your hosts or servers.



# Staying Safe and Healthy - A Guide to Staying Safe and Healthy while Traveling Abroad

Australia is a vast and diverse country that offers numerous opportunities for work and travel. However, as with any new environment, it is essential to take precautions to stay safe and healthy during your stay.

Here are some tips for staying safe and healthy while working and travelling in Australia.



## Tips for Staying Safe and Healthy



- Do your research about the destination, stay up to date on any travel advisories or warnings related to Australia / the area.
- Inform yourself about water and food safety, and stay hydrated by drinking plenty of water, especially in hot weather.
- Consider registering your travel plans with your embassy or consultant, which can help provide assistance in case of an emergency.
- Visit a doctor for check-ups and vaccinations before traveling, and keep a list of emergency numbers handy in case you need medical assistance.
- Pack a first-aid kit, and be mindful of the risk of extreme weather events.
- Keep your important documents/valuables safe, and keep (digital) copies online.
- Keep your friends and family updated about your whereabouts, and carry emergency contacts with you.
- Be aware of your surroundings, be cautious around Australian wildlife such as snakes and spiders.

## Tips for Staying Safe and Healthy



- Make sure you book adequate health insurance coverage for your trip.
- Keep up to date with the current situation, news, events, and emergency alerts.
- Drink responsibly. Make sure you know your limits.
- Be smart about your money, and use local ATMs wisely.
- Have common sense and follow your gut feeling/ trust your instincts.
- Be cautious of unsolicited emails, phone calls, or text asking for personal information or money.
- Invest in a good travel bag/travel lock and rather splurge on extra safety.
- Know your skills, and limitations (e.g. when hiking), and wear sunscreen, a hat, and sunglasses.
- Ask locals for advice, and don't share too much information with strangers (e.g. exact location on social media).
- Avoid unsafe neighborhoods, especially alone at night, and travel in numbers.
- Stay up to date on any travel advisory or warning and be generally street smart (don't do dangerous things for photos!).

# Tips for Staying Safe and Healthy

## **Be Sun Smart**

Australia is known for its sunny climate, but it can also be dangerous for those who are not careful. The sun's UV rays can cause skin damage and increase the risk of skin cancer. To stay sun smart, it is important to wear protective clothing, a hat, and sunglasses, and apply sunscreen with an SPF of 30 or higher. Avoid prolonged exposure to the sun, especially during peak hours from 10 am to 4 pm.

## **Stay Hydrated**

Australia can be hot and dry, particularly during the summer months. It is crucial to stay hydrated by drinking plenty of water throughout the day. Dehydration can cause fatigue, headaches, and other health problems. Carry a water bottle with you and refill it regularly. It is also essential to avoid alcohol, sugary drinks, and caffeine, which can dehydrate the body.

## **Be Aware of Local Hazards**

Australia is known for its natural beauty, but it also has hazards that visitors need to be aware of. Some of these include dangerous wildlife, such as snakes and spiders, strong ocean currents, and extreme weather conditions such as bushfires and floods. Always follow warning signs and instructions from local authorities. It is also advisable to learn basic first aid and carry a first aid kit with you.

## **Stay Safe on the Road**

Australia has a vast road network, and driving is a popular mode of transport for work and travel. However, road safety can be a concern, particularly for those who are not used to driving on the left-hand side of the road. Always wear a seatbelt, obey speed limits, and avoid driving under the influence of alcohol or drugs. It is also important to be aware of wildlife that may cross the road, particularly in rural areas.

# Tips for Staying Safe and Healthy

## Protect Yourself Against Mosquitoes

Mosquitoes can be a nuisance in Australia and can transmit diseases such as Ross River Virus and Dengue Fever. To protect yourself against mosquitoes, wear long-sleeved clothing, use mosquito repellent, and avoid being outside during dawn and dusk when mosquitoes are most active. It is also advisable to ensure your accommodation has screens on doors and windows to prevent mosquitoes from entering.

## Practice Safe Drinking

Alcohol is a significant part of Australian culture, and it is essential to practice safe drinking. Excessive alcohol consumption can lead to accidents, injuries, and other health problems. Always drink in moderation, alternate alcoholic drinks with non-alcoholic drinks, and avoid drinking on an empty stomach. It is also crucial to look out for your friends and colleagues and ensure they are safe when drinking.

## Carry Travel Insurance

Despite taking all the necessary precautions, accidents and emergencies can still occur. It is essential to carry travel insurance that covers medical expenses, emergency medical evacuation, and trip cancellation. Before purchasing travel insurance, ensure it covers any pre-existing medical conditions and the activities you plan to undertake while in Australia.

In conclusion, staying safe and healthy while working and traveling in Australia requires preparation, common sense, and awareness of your surroundings.



# Tips for Staying Safe and Healthy

## Medical Care and Expenses in Australia

Canadians working and traveling in Australia may not be eligible for public health insurance or care, known as Medicare, as it is only available to Australian citizens, permanent residents, and some New Zealand citizens. Therefore, it is important for Canadians to research and consider alternative options for medical insurance and coverage while working in Australia.

One option is to purchase travel insurance before leaving Canada. Travel insurance policies typically cover medical expenses, including emergency medical treatment and evacuation, as well as other benefits such as trip cancellation and lost baggage. It's important to read the fine print and understand what is covered and what is not before purchasing a policy.

Another option is to purchase private health insurance while in Australia. This is often required by employers as a condition of employment. Private health insurance in Australia is known as a "health fund" and it covers a wide range of services that aren't covered by Medicare. It's important to shop around and compare different private health insurance options to find one that best suits your needs and budget.

A third option is to pay for medical expenses out of pocket. This is usually the most expensive option, and it's important to be prepared for the costs of medical treatment in Australia, which can be quite high.

It is important for Canadians working and traveling in Australia to research and consider their options for medical insurance and coverage. Purchasing travel insurance before leaving Canada or purchasing private health insurance while in Australia are both viable options. It's also important to be prepared for the potential costs of paying for medical expenses out of pocket.

It is highly recommended to research and compare the different options available, and to speak with a representative of the insurance provider to clarify any questions you may have.

WanderWork

Chapter 8

# Returning Home - Tips on Re-Entry and How to Leverage Your International Experience



## General Tips



- Arrange logistics for arrival home, for example where you will live and what do you want to do next.
- Prepare yourself for post-travel depression and reverse culture shock.
- Be patient with yourself and get some rest after returning home.
- Prepare emotionally for friendships that have changed.
- Avoid being a know-it-all about travel and your time abroad.
- Pre-plan your responses to popular questions.
- Make plans, so you have something to look forward to.
- Spend time with friends and family, but don't overwhelm yourself.
- Write down what you have learned and/or create a photo/scrapbook.
- Connect with other travelers.
- Find a new passion apart from traveling.
- Book a new trip - even if it's a short one. Reminder that you can still do other Working Holiday countries as long as you are under 36!

## General Tips

As your time in Australia comes to an end, it is important to prepare for your return to Canada. Here are some tips on re-entry and how to leverage your international experience.

### Plan Ahead

Returning home can be overwhelming, particularly if you have been away for an extended period. It is essential to plan ahead by considering your accommodation, transportation, and finances. You may need to arrange temporary accommodation, sell or store your belongings, and make travel arrangements. It is also important to have a budget in place and understand any tax or customs regulations that may apply.

### Stay Connected

Your time in Australia has likely resulted in new friendships and professional connections. It is essential to maintain these connections by staying in touch and networking. Social media platforms such as LinkedIn, Facebook, and Instagram are great ways to keep in contact and share updates. You may also want to attend networking events or join professional organizations related to your industry.





## General Tips

### Reflect on Your Experience

Your time in Australia has likely been a significant personal and professional growth opportunity. It is essential to reflect on your experience and identify the skills and knowledge you have gained. This can include language skills, cultural awareness, adaptability, and problem-solving skills. These skills are highly valued by employers and can be leveraged when seeking new opportunities.

### Update Your Resume and Cover Letter

As you return to Canada and begin your job search, it is essential to update your resume and cover letter to reflect your international experience. This can include highlighting any volunteer work, internships, or projects you worked on while in Australia. You may also want to include any language skills, certifications, or awards you received during your time abroad.

### Be Patient

Returning home and settling back into your routine can take time. It is important to be patient and allow yourself time to adjust. You may experience reverse culture shock, which can include feelings of disorientation, frustration, and anxiety. This is a normal part of the re-entry process, and it is essential to seek support from family, friends, or a mental health professional if needed.



## General Tips

### Stay Open-Minded

Your international experience has likely broadened your perspective and challenged your assumptions. It is essential to stay open-minded and apply this mindset to your personal and professional life in Canada. You may want to explore new hobbies, volunteer opportunities, or career paths that align with your values and interests.

Returning to Canada after your time in Australia requires planning, reflection, and a positive mindset. By leveraging your international experience, staying connected, and being patient, you can successfully navigate the re-entry process and embrace new opportunities.



GO International Work and Travel Program Destinations:



**Australia**




**Costa Rica**



**France**



**Germany**



**Ireland**



**Japan**




**New Zealand**



**South Korea**



**UK**



**USA**

# Appendix - A List Of Helpful Resources





[Australian Embassy](#)

[Canadian Government info about Australia](#)

[Australian Customs](#)

[Visa Finder Australia](#)

[Greyhound Bus Australia](#)

[Buy and Sell on Gumtree Australia](#)

[WWOOF Australia \(working on organic farms\)](#)

eBook

# WanderWork

Travel. Work. Live!



**Contact us to discover more:**

 [programs@gointernational.ca](mailto:programs@gointernational.ca)

 +1 (236) 865-5324

 [@gointernational\\_canada](https://www.instagram.com/gointernational_canada)

 [@gointernational.ca](https://www.facebook.com/gointernational.ca)

